

PORTLAND ARTS CENTRE

Cnr. Bentinck & Glenelg Streets, Portland 3305

Postal address: PO Box 152, Portland 3305

ANDERSON THEATRE TECHNICAL SPECIFICATIONS

AUDIENCE CAPACITY – 144 Seats

AUDIO-VISUAL Equipment

2 x QSC K10.2 FOH Speakers

2 x QSC K Sub

1 Behringer x32 Compact audio mixing console with X touch interface (for musical performances our contract sound engineer supplies his own X32 console)

Access to 4 RCF ART 310-a active speakers, 1 QSC K10.2 (for foldback), and 2 x Electro Voice ETX12P powered speakers

NEC PA622u Multimedia Projector

Hollyland 4 station Wireless Comms

Jands Stage Communications System (3 Headsets; 1 master + 3 sub-stations)

LIGHTING and Stage Equipment

1 PC based ETC EOS software for lighting with USB DMX interface

1 x Colorsource 40 Console with 80 faders and 10 x 40 (400) programmable queues

Total Physical Dimmer Capacity 60 channels

16 x Acclaim Profiles 18/34 (600 watt)

24 x Acclaim Fresnel (650 watt)

9 x Pacific Profile 23/50 (600 watt)

12 x Event lighting RGBW Propar LED's

12 x Chauvet Slim par T6

2 x Beamz PS10W LED Pinspot

40KG Mirror Ball motor with DMX

4 x Hui CYC 4 cell (500 watt)

1 x Pacific 80V (1200 watt) follow spot + stand + colour changer

STAGE DIMENSIONS

1 x FOH lighting bar (suspended below ceiling)

LX1: 4.48m above stage; 2.2m back from the front of the stage

LX2: 4.3m above stage: 4.0m back from the front of the stage

LX3: 3.9m above stage: 5.3m back from the front of the stage

All lighting bars are permanently fixed and cannot be moved or removed.

Flat hardwood floor covered in black tempered Masonite

Width of proscenium 8.8m

Height of proscenium 3.5m

Depth of stage (including forestage) . . . 6.8m

Full width of stage 10.9m

Height of raked stage ceiling. 7.0m (D/S immediately behind Prosc Arch)

Height of raked stage ceiling 3.4m (U/S at Cyc wall)

No fly tower or fly lines are available

Three phase outlets on stage: Nil

Three phase outlet in Bio Box: 5 x 40amp Socket

White cyclorama

One set of black tabs, travelling, in front of cyc

One set of black tabs, travelling, mid-stage

Two sets of black legs and borders, fixed.

DRESSING ROOMS

1 x large room, which can be split into two separate rooms (using a retractable wall). Both spaces equipped with mirrors, tables and chairs.

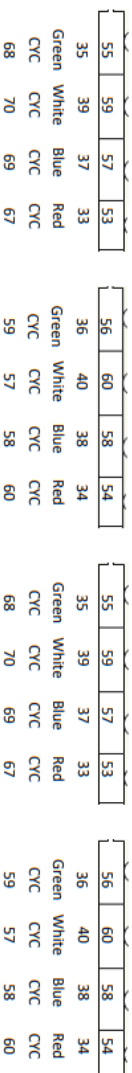

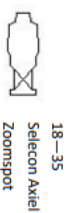
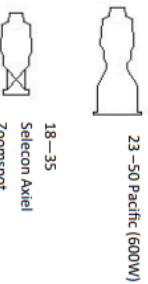
LOADING AREA

Good access to the loading door, P/S side of stage for vehicles of all sizes. The loading dock is 22cm above ground level, at exactly the same height as the Stage Floor.

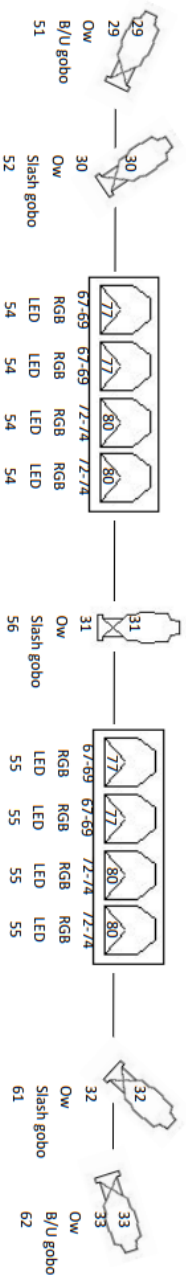
Portland Arts Centre

Standard Rig 2024

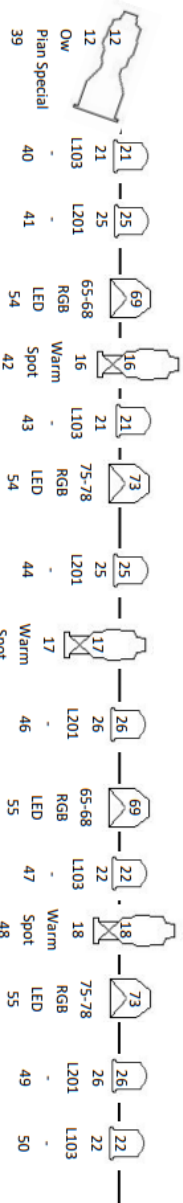
(NOTE: No to scale)



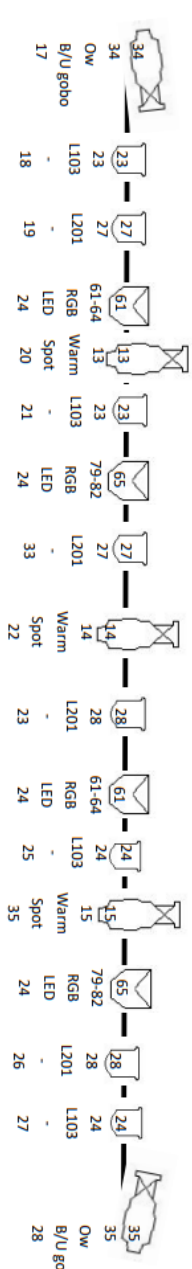
LX 4



LX 3

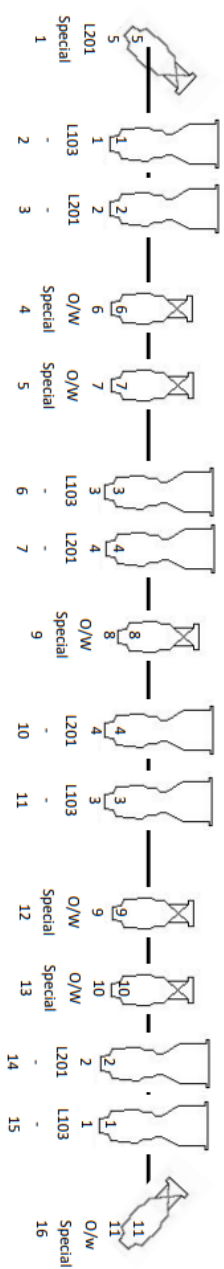
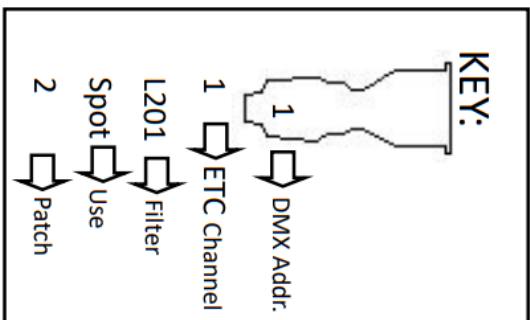


LX 2



LX 1

FRONT OF STAGE



FOH

Portland Arts Centre Hanging plot

Use	Distance from Setting line	Distance from Upstage wall	Weight rating
Front of House	+ 3960mm	9160mm	200kg
Red Velveteen Curtain	300mm	4900mm	Unrated
LX1	450mm	4750mm	200kg
Black Wool Border 1	1800mm	3400mm	Unrated
LX2	2500mm	2700mm	200kg
Midstage Tab	2700mm	2500mm	Unrated
Black Wool Border 2	3600mm	1600mm	Unrated
LX3	3750mm	1450mm	200kg
Black Wool Border 3	4100mm	1100mm	Unrated
Upstage Tab	4700mm	500mm	Unrated

Portland Arts Centre Cross sectional diagram

Note Not to scale

